

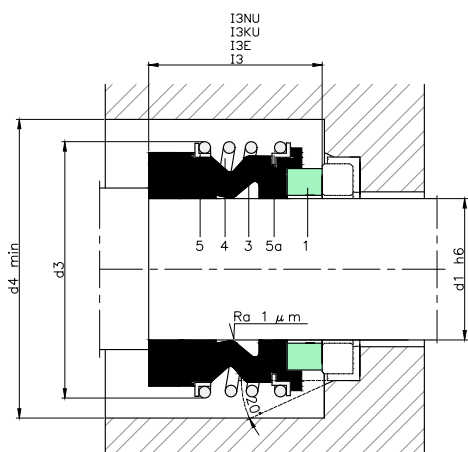
DIMENSIONS CHART LRB17 - LRB17E - LRB17KU- LRB17NU

Dimensions in mm

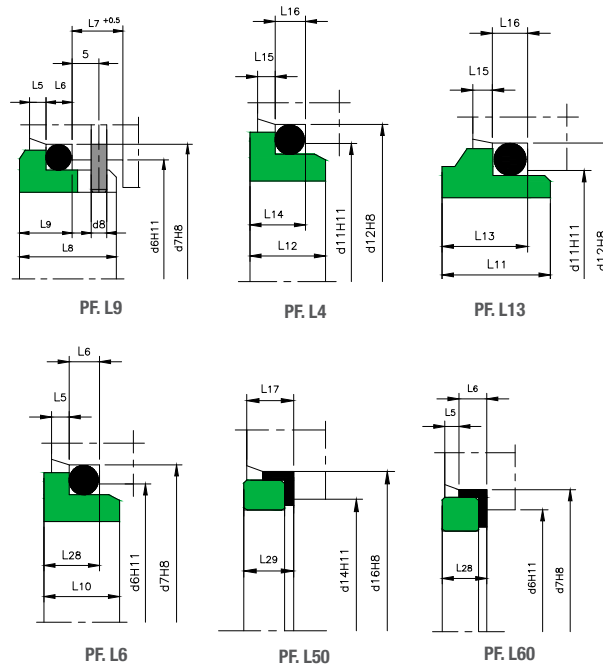
Shaft mm	Rotary part						Stationary part																						
	d ₃	d ₄	l ₃	l _{3E}	l _{3KU}	l _{3NU}	d ₆	d ₇	d ₈	d ₁₁	d ₁₂	d ₁₄	d ₁₆	l ₅	l ₆	l ₇	l ₈	l ₉	l ₁₀	l ₁₁	l ₁₂	l ₁₃	l ₁₄	l ₁₅	l ₁₆	l ₁₇	l ₂₈	l ₂₉	
10	22.5	25.0	14.5	25	25.9	33.4	17	21	3	15.5	19.2	11.0	24.60	1.5	4	8.5	17.5	10.0	7.5	--	7.5	--	6.6	1.2	3.8	7.5	6.6	9.0	
12	25.0	27.5	15.0	25	25.9	33.4	19	23	3	17.5	21.6	13.5	27.80	1.5	4	8.5	17.5	10.0	7.5	--	6.5	--	5.6	1.2	3.8	7.5	6.6	9.0	
14	28.5	32.0	17.0	25	28.4	33.4	21	25	3	20.5	24.6	17.0	30.95	1.5	4	8.5	17.5	10.0	7.5	--	6.5	--	5.6	1.2	3.8	9.0	6.6	10.5	
15	28.5	32.0	17.0	25	--	--	--	--	--	20.5	24.6	17.0	30.95	--	--	--	--	--	--	--	7.5	--	6.6	1.2	3.8	9.0	--	10.5	
16	28.5	32.0	17.0	25	28.4	33.4	23	27	3	22.0	28.0	17.0	30.95	1.5	4	8.5	17.5	10.0	7.5	--	8.5	--	7.5	1.5	5.0	9.0	6.6	10.5	
18	32.0	34.5	19.5	25	30.0	37.5	27	33	3	24.0	30.0	20.0	34.15	2.0	5	9.0	19.5	11.5	8.5	12.5	9.0	10.0	8.0	1.5	5.0	9.0	7.5	10.5	
20	37.0	39.5	21.5	25	30.0	37.5	29	35	3	29.5	35.0	21.5	35.70	2.0	5	9.0	19.5	11.5	8.5	12.5	8.5	9.5	7.5	1.5	5.0	9.0	7.5	10.5	
22	37.0	39.5	21.5	25	30.0	37.5	31	37	3	29.5	35.0	23.0	37.30	2.0	5	9.0	19.5	11.5	8.5	12.5	8.5	9.5	7.5	1.5	5.0	9.0	7.5	10.5	
24	42.5	45.0	22.5	25	32.5	42.5	33	39	3	32.0	38.0	26.5	40.50	2.0	5	9.0	19.5	11.5	8.5	12.5	8.5	9.5	7.5	1.5	5.0	9.0	7.5	10.5	
25	42.5	45.0	23.0	25	32.5	42.5	34	40	3	32.0	38.0	26.5	40.50	2.0	5	9.0	19.5	11.5	8.5	12.5	8.5	9.5	7.5	1.5	5.0	9.0	7.5	10.5	
28	49.0	51.5	26.5	33	35.0	42.5	37	43	3	36.0	42.0	29.5	47.65	2.0	5	9.0	19.5	11.5	8.5	14.0	10.0	11.0	9.0	1.5	5.0	10.5	7.5	12.0	
30	49.0	51.5	26.5	33	35.0	42.5	39	45	3	39.2	45.0	32.5	50.80	2.0	5	9.0	19.5	11.5	8.5	14.0	11.5	11.0	10.5	1.5	5.0	10.5	7.5	12.0	
32	53.5	56.0	27.5	33	35.0	47.5	42	48	3	42.2	48.0	32.5	50.80	2.0	5	9.0	19.5	11.5	8.5	14.0	11.5	11.0	10.5	1.5	5.0	10.5	7.5	12.0	
33	53.5	56.0	27.5	33	35.0	47.5	42	48	3	44.2	50.0	36.5	54.00	2.0	5	9.0	19.5	11.5	8.5	14.5	12.0	11.5	11.0	1.5	5.0	10.5	7.5	12.0	
35	57.0	59.5	28.5	33	35.0	47.5	44	50	3	46.2	52.0	36.5	54.00	2.0	5	9.0	19.5	11.5	8.5	14.5	12.0	11.5	11.0	1.5	5.0	10.5	7.5	12.0	
38	59.0	61.5	30.0	33	36.0	46.0	49	56	4	49.2	55.0	39.5	57.15	2.0	6	9.0	22.0	14.0	10.0	14.5	11.3	11.5	10.3	1.5	5.0	10.5	9.0	12.0	
40	62.0	64.5	30.0	33	36.0	46.0	51	58	4	52.2	58.0	42.5	60.35	2.0	6	9.0	22.0	14.0	10.0	14.5	11.8	11.5	10.8	1.5	5.0	10.5	9.0	12.0	
43	65.5	68.0	30.0	41	36.0	51.0	54	61	4	53.3	62.0	46.0	63.50	2.0	6	9.0	22.0	14.0	10.0	17.0	13.2	14.3	12.0	2.0	6.0	10.5	9.0	12.0	
45	68.0	70.5	30.0	41	36.0	51.0	56	63	4	55.3	64.0	46.0	63.50	2.0	6	9.0	22.0	14.0	10.0	17.0	12.8	14.3	11.6	2.0	6.0	10.5	9.0	12.0	
48	70.5	73.0	30.5	41	36.0	51.0	59	66	4	59.7	68.4	49.0	66.70	2.0	6	9.0	22.0	14.0	10.0	17.0	12.8	14.3	11.6	2.0	6.0	10.5	9.0	12.0	
50	74.0	74.5	30.5	41	38.0	50.5	62	70	4	60.8	69.3	52.0	69.85	2.5	6	9.0	23.0	15.0	10.5	17.0	12.8	14.3	11.6	2.0	6.0	12.0	9.5	13.5	
53	78.5	82.5	33.0	41	36.5	59.0	65	73	4	63.8	72.3	55.5	73.05	2.5	6	9.0	23.0	15.0	12.0	17.0	13.5	14.3	12.3	2.0	6.0	12.0	11.0	13.5	
55	81.0	85.5	35.0	41	36.5	59.0	67	75	4	66.5	75.4	58.5	76.20	2.5	6	9.0	23.0	15.0	12.0	18.0	14.5	15.3	13.3	2.0	6.0	12.0	11.0	13.5	
58	85.5	89.5	37.0	41	41.5	59.0	70	78	4	69.5	78.4	61.5	79.40	2.5	6	9.0	23.0	15.0	12.0	18.0	14.5	15.3	13.3	2.0	6.0	12.0	11.0	13.5	
60	85.5	92.5	38.0	41	41.5	59.0	72	80	4	71.5	80.4	61.5	79.40	2.5	6	9.0	23.0	15.0	12.0	18.0	14.5	15.3	13.3	2.0	6.0	12.0	11.0	13.5	
65	93.5	97.5	40.0	49	41.5	69.0	77	85	4	76.5	85.4	68.0	92.10	2.5	6	9.0	23.0	15.0	12.0	18.0	14.2	15.3	13.0	2.0	6.0	14.5	11.0	16.0	
68	96.5	100.5	40.0	49	41.2	68.7	81	90	4	82.7	91.5	71.0	95.25	2.5	7	9.0	26.2	18.0	12.5	19.0	14.9	16.0	13.7	2.0	6.0	14.5	11.3	16.0	
70	99.5	103.5	40.0	49	48.7	68.7	83	92	4	83.0	92.0	71.0	95.25	2.5	7	9.0	26.2	18.0	12.5	18.0	14.2	15.3	13.0	2.0	6.0	14.5	11.3	16.0	
75	107.0	111.0	40.0	52	48.7	68.7	88	97	4	90.2	99.0	77.5	101.60	2.5	7	9.0	26.2	18.0	12.5	18.0	15.2	15.3	14.0	2.0	6.0	14.5	11.3	16.0	
80	112.0	116.0	40.0	56	48.0	78.0	95	105	4	95.2	104.0	84.0	114.30	3.0	7	9.0	26.2	18.2	13.0	19.0	16.2	16.3	15.0	2.0	6.0	18.5	12.0	20.0	
85	120.0	124.0	41.0	56	46.0	76.0	100	110	4	100.2	109.0	87.0	117.50	3.0	7	9.0	26.2	18.2	15.0	19.0	16.0	16.3	14.8	2.0	6.0	18.5	14.0	20.0	
90	127.0	131.0	45.0	59	51.0	76.0	105	115	4	105.2	114.0	93.5	123.85	3.0	7	9.0	26.2	18.2	15.0	19.0	16.0	16.3	14.8	2.0	6.0	18.5	14.0	20.0	
95	132.0	136.0	46.0	59	51.0	76.0	110	120	4	111.6	120.3	96.5	127.00	3.0	7	9.0	25.2	17.2	15.0	20.0	17.0	17.3	15.8	2.0	6.0	18.5	14.0	20.0	
100	137.0	141.0	47.0	59	51.0	76.0	115	125	4	114.5	123.3	103.0	133.35	3.0	7	9.0	25.2	17.2	15.0	20.0	17.0	17.3	15.8	2.0	6.0	18.5	14.0	20.0	

Dimensions subject to changes or modifications.

The usual stationary part types:

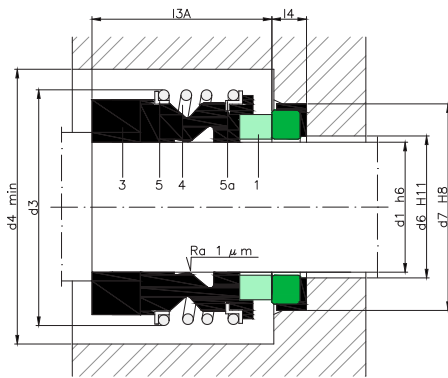


TYPE LRB17 - TYPE LRB17E - TYPE LRB17KU - TYPE LRB17NU



Tolerances l₁ d₁ 10... 12 mm ± 0.5; 14... 18 mm ± 1.0; 20... 25 mm ± 1.5; 28... 100 mm ± 2.0

LRB17 -LRB17A - LRB17E - LRB17KU -LRB17NU



TYPE LRB17A

COMPONENTS:

- 1 Rotating contact surface
- 3 Bellows
- 4 Spring
- 5 Ring
- 5a Ring

SECTORS:



CHARACTERISTICS:

- Unbalanced.
- Not dependent on the rotation direction.
- Single cylindrical spring.

OPERATING LIMITS:

$d_1 = 10 \div 100 \text{ mm}$ $p = 12 \text{ kg/cm}^2$
 $v = 10 \text{ m/s}$ $t = -15 \div +200^\circ\text{C} (*)$

(*) The temperature resistance depends on the material of the secondary seals used.

The operating limits are defined by the PV factor which is determined for the sealing system characteristics and those of the application.

DESCRIPTION:

A versatile, robust single seal that is widely used in many different industrial and household applications. The different type LRB17 varieties can be combined with a wide range of stationary parts, thereby increasing its versatility due to the combination of different materials and working lengths. Types: LRB17KU-L6 / LRB17KU-L60 : standardised dimensions in accordance with standard EN 12756 (KU). LRB17NU -L6 / LRB17NU-L60 : standardised dimensions in accordance with standard EN 12756 (NU).

DIMENSIONS CHART LRB17A

Dimensions in mm

Shaft mm	Rotary part				Stationary part		
	d ₁	d ₃	d ₄	l _{3A}	d ₆	d ₇	l ₄
15	15	28	33	17	29	35	4
20	20	37	42	21.5	29	35	7.5
25	25	41	46	23	34	40	7.5
30	30	48	53	24	45	51	9.5
45	45	65	70	30	58	65	12.5
55	55	80	85	43	67	76.5	14

Dimensions subject to changes or modifications.